



**Phone:** (330) 482-0078  
**Email:** [info@waysidelawnstructures.com](mailto:info@waysidelawnstructures.com)  
**Website:** [www.waysidelawnstructures.com](http://www.waysidelawnstructures.com)  
**Location:** 1112 State Route 14  
Columbiana, OH 44408

See us at Our Spring HBA Show at the Canfield Fairgrounds

See us at our Booth at the Canfield Fairgrounds at the Corner of Kohler & Green

Check with local schedule.



Scan to Request Info

Revised 12/21/2023

# Custom Portable Log Cabin Prices



Revised 12/21/2023





















**2024**



LIGHT STONE	BRIGHT WHITE
CLAY	* LINER PANEL
BEIGE	ASH GRAY
SAHARA TAN	PEWTER GRAY
BROWN	CHARCOAL
BURGUNDY	BURNISHED SLATE
DARK RED	BLACK
BARN RED	GALLERY BLUE
BRIGHT RED	HAWAIIAN BLUE
FOREST GREEN	* GALVANIZED

All Prices Subject to Change!  
All Changes to Order Subject to \$75  
Change Fee.

Lifeline Ultra-2 Colors

 Butternut 854	 Autumn Gold 816	 Dark Honey 822	 Oak 832	 Wheat 821	 Natural 880	 Dark Natural 830
 Sequoia 835	 Hazelnut 870	 Cedar 886	 Bronze 874	 Chestnut 868	 Walnut 865	 Driftwood 861
 Stone Gray 863	 Gentry Gray 842	 Beachwood 848	 Barn Gray 872	 Classic Brown 878	 Pickled White 850	

\*Color chips are representative of color; number of coats and wood species may affect final color



**Standard Features:** 16 Rows (88" High) "D" Shaped Logs (Butt & Pass), 2" Treated Tongue & Groove Floor, Steel Entrance Door with Halfglass or Solid Wood Door, Loft above Optional "End" Porch, 30 Year Shingles or Steel Roof, Stained with Perma-Chink, Delivery within 20 Miles

If you will be having your cabin installed on a Platform Prep, Basement, Crawlspcace, or Concrete Pad with Area dropped out - Add

\$1,143

Size	Hunter							Foldown Porch Roof - Add	6 Thermopane Windows - Add
	5/12 P				12/12 Pitch Roof				
	Basic	1" Insulation			Basic	1" Insulation			
		Vinyl Floor	Stained Floor			Vinyl Floor	Stained Floor		
10x10	7,657	8,443	8,586		14,800	15,729	15,871	1,600	3,214
10x12	8,536	9,479	9,650		16,021	17,136	17,307	1,886	
10x14	9,414	10,514	10,714		17,243	18,543	18,743	2,171	
10x16	10,293	11,550	11,779		18,464	19,950	20,179	2,457	
10x18	11,247	12,661	12,919		19,761	21,433	21,690	2,743	
10x20	12,189	13,760	14,046		21,046	22,903	23,189	3,029	
10x22	13,400	15,129	15,443		22,600	24,643	24,957	3,314	
10x24	14,484	16,370	16,713		24,027	26,256	26,599	3,600	
10x26	15,573	17,616	17,987		25,459	27,873	28,244	3,886	
10x28	16,657	18,857	19,257		26,886	29,486	29,886	4,171	
10x30	17,791	20,149	20,577		28,363	31,149	31,577	4,457	
10x32	19,061	21,576	22,033		29,976	32,947	33,404	4,743	
10x34	20,187	22,859	23,344		31,444	34,601	35,087	5,029	
10x36	21,313	24,141	24,656		32,913	36,256	36,770	5,314	
12x14	11,660	12,980	13,220		19,969	21,529	21,769	2,171	
12x16	13,083	14,591	14,866		21,803	23,586	23,860	2,457	
12x18	14,506	16,203	16,511		23,637	25,643	25,951	2,743	
12x20	15,929	17,814	18,157		25,471	27,700	28,043	3,029	
12x22	17,540	19,614	19,991		27,494	29,946	30,323	3,314	
12x24	18,980	21,243	21,654		29,346	32,020	32,431	3,600	
12x26	20,420	22,871	23,317		31,197	34,094	34,540	3,886	
12x28	21,860	24,500	24,980		33,049	36,169	36,649	4,171	
12x30	23,506	26,334	26,849		35,106	38,449	38,963	4,457	
12x32	25,104	28,121	28,670		37,116	40,681	41,230	4,743	
12x34	26,556	29,761	30,344		38,979	42,767	43,350	5,029	
12x36	28,010	31,404	32,021		40,844	44,856	45,473	5,314	

After Order is placed there will be a \$75 per change fee.

Revised 12/18/2023

Gable End Porch

Cottage Style Corner Porch

No Porch - Lodge Style

Options			
Hunter Options		Roof System - Continued	
	Cottage Style (5x8 or 5x10 Porch)	780	Rough Cut Beams (5/12) - per Sq. Ft.1.43
★	Additional Rows of Logs - per ft. Add	8.57	Rough Cut Beams (12/12) - per Sq. Ft.2.86
	Square Logs vs. Standard "D" Logs - per Ft.	1.07	★ Stained Pine Beams & Trim Package (5/12) - per Sq. Ft.1.79
	Pre-Cut Porch Floor Material - Treated - per Sq. Ft.	12.86	
	Screen Porch - per Sq. Ft.	26	★ Pine Beams with Red Cedar Trim Package (5/12) - per Sq. Ft.2.14
★	Cedar Porch Rail - Stained - per Ft.	86	
	4' Cedar Railing Post - Stained	50	★ Stained Pine Beams & Trim Package (12/12) - per Sq. Ft.3.21
	8' Cedar Railing Post - Stained	80	
	Open Connector 6x10 Porch Roof & Floor	3,321	Pine Beams with Red Cedar Trim Package (12/12) - per Sq. Ft.3.57
	Open Connector 8x10 Porch Roof & Floor	4,036	
	Open Connector 10x10 Porch Roof & Floor	4,750	Floor
	No Porch - No Charge (All Lofts Additional)		
	Cedar Porch Bench 40"	180	
	Stained Skirting Boards 1x8 Cedar - per Ft.	6.79	
★	Connector Cabin Adapter Gable	2357	Prep Stairway Opening107
Roof System		Doors	
★	Textured Steel Vs. Standard Smooth Steel - per Sq. Ft.	1.79	★ Sliding Patio Door2,213
	Copper Steel Vs. Standard Smooth Steel - per Sq. Ft.	2.14	Full Glass Door Vs. Primed Halfglass Steel Door - Add107
			Painted V. Primed Steel Entry Door - Add200
★	12/12 Pitch Roof Material - per Sq. Ft. Add		★ Screen Door450
	8/12 Pitch Roof Vs. 12/12 Pitch (Same Price as 12/12)	17.14	★ Additional Entrance Door1,250
	10' Metal Snow Guard	29	Dead Bolt - ea.96
	Timber Frame Porch	806	Awning Over Entrance393
	Timber Frame Porch with Accent Stain	1071	Double Door with Keyed Lock520
	8' Shed Dormer (No Windows 5/12 P) - per side	1,974	Windows
	8' Shed Dormer (No Windows 12/12 P) - per side	3,947	
	Shed Dormer (No Windows) per Add. Ft.	211	
★	Hinged Porch Roof and Posts per Sq. Ft.	21.43	
★	1" Styrofoam in 5/12 Pitch Roof - per Sq. Ft.	2.86	
	2 1/2" Styrofoam in 5/12 Pitch Roof - per Sq. Ft.	8.57	
★	1" Styrofoam in 12/12 Pitch Roof - per Sq. Ft.	4.29	
	2 1/2" Styrofoam in 12/12 Pitch Roof - per Sq. Ft.	10	
	Stove Pipe Installed 5/12 Pitch Roof	1,193	
	Stove Pipe Installed 12/12 Pitch Roof	1,651	
			★ 30x41 Double Hung Thermopane (White or Clay)536
			Single Pane Tempered314
			Single Pane Single Hung - Standard269
			Casement Windows - Add to DH Thermo307
			Wood Shutters for Windows - ea.154
			Gable Vents54
			Skylight Window1,203
			★ Trapezoid Thermopane Windows - Paired1,869
			Opening for Customer to install own Window93
			Window Awning - per Ft.100

Ask About our Log Cabin Kits

Sizes up to 24'x40'

Built on Site is not available

Pre-Cut, Lettered, & Numbered

No Stain

Freight Available - Must have Forklift onsite to unload.

Check with your local Zoning or Building Departments for current codes.





★ North Carolina



★ North Carolina



★ North Carolina



★ North Carolina




★ Colorado



★ Colorado



★ Colorado




★ Colorado



★ Colorado



★ Colorado



★ Colorado



★ Colorado



★ Colorado



★ Colorado



★ Colorado



★ Colorado



Interior		Interior - Continued	
10' to 12' Gable Walls Stained	400	12x36 Wall Shelf with Pine Face - ea.	137
Up to 24' Side Walls Stained	400	★ 12x36 Wall Shelf with Cedar Face - ea.	158
24' to 36' Side Walls Stained	471	Wall Mount Nightstand with Drawer	106
★ Interior Walls - per Ft.	70	Cabinets	
★ Enclose to Peak	183	Pine Linen/Pantry Cabinet with 4 Drawers	537
★ Interior Hinged Door	450	★ Cedar Faced Linen Cabinet with 4 Drawers	618
Interior Door with Window	593	Upper Cabinets with Pine Facing - per Ft.	74
Pocket Door	699	★ Upper Cabinets with Cedar Facing - per Ft.	85
Rolling barn Door with Soft Close	879	Pine Base Cabinets with Formica - per Ft.	124
Sliding By-pass Door - per Set	821	★ Cedar Faced Base Cabinets with Formica - per Ft.	143
★ Built in Bunks with Open Closet (Full Over Queen)	1,911	Pine Base Cabinets with Maple Top - per Ft.	139
Bunk per platform	260	★ Cedar Faced Base Cabinets with Maple Top - per Ft.	160
Free Standing Bunk Bed	1,003	★ "L" Shaped Countertop - per Corner	363
★ Free Standing Full or Queen Bed	470	Pine Island with Formica Top - per Ft.	86
Secret Compartment in Bed...	231	Cedar Faced Island with Formica Top - per Ft.	99
★ Large Rolling Drawer - ea.	163	Pine Island with Maple Top - per Ft.	96
★ Interior Gloss Clear - per Sq. Ft.	5.71	Cedar Faced Island with Maple Top - per Ft.	110
Live Edge Pine Trim - per Window	47	★ Drawers with Pine Face - ea.	60
Live Edge Pine Trim - per Door	61	Drawers with Cedar Face - ea.	69
Small 12" Interior Pine Railing - per Ft.	17	★ Stack of 3 Drawers	180
★ Small 12" Interior Pine Railing with Cedar Accents - per Ft	20	Stack of 3 Drawers with Cedar Face	207
★ Wood Ceiling Bracket	71	Pine Faced Medicine Cabinet with Mirror	176
High Back Chairs - ea.	293	★ Cedar Faced Medicine Cabinet with Mirror	202
Maple Top Table 30"x42"	421	Open Shelves - Per Ft.	26
Bar Stools - ea.	196	Corner Shelves with Pine Face - ea.	46
End Table	364	★ Corner Shelves with Cedar Face - ea.	53
Flip Top Boot Bench - per Ft.	107	Corner Cabinet with Pine Face	223
★ Coat Rack - per peg	14	★ Corner Cabinet with Cedar Face	256
Clothes Rod	46	★ Breaker Panel Cabinet	149
★ Wall Backer - per Ft.	70	★ Instant Water Heater Cabinet	149
★ Additional Loft - per Sq. Ft. add	7	Electrical	
★ Ladder (Square Rung or Round)	136	★ Rough in Electric - per Termination	54
★ Ladder Rack - ea.	40	★ Complete Electric with Plastic Plates - ea.	81
6x24 Wall Shelf with Pine Face - ea.	46	Finished Dryer Plug	93
6x24 Wall Shelf with Cedar Face - ea.	53	★ Finished Range Plug	93
8x30 Wall Shelf with Pine Face - ea.	60	★ Range/Dryer Wire - per ft.	11
8x30 Wall Shelf with Cedar Face - ea.	69	★ Complete Interior GFI outlet with Plastic Plate	127



Electrical - Continued		Plumbing - Continued	
★ Complete Exterior GFI Outlet with Cover	127	★ Plumbing Package: Includes Shower with Head, Shower Door, Eco Smart 27 Instant Water Heater, Toilet, Waterline Hookups above the Floor, 22x25 Vanity with Sink Drain with Trap	5419
★ Exhaust Fan Light Combo	321		
Exterior 100 AMP Breaker Panel	440		
Interior 100 AMP Breaker Panel - 6 Space	511		
Exterior 200 AMP Breaker Panel	526		
★ Interior 200 AMP Breaker Panel	583		
Cabinet Door Cover on Interior Panel	107		

Plumbing	
32" Shower	1584
★ 36" Shower	1264
36"x60" Shower	1554
★ 36" Shower Door	737
★ Shower Faucet	207
Full Tub	1399
Nature's Head Composting Toilet	1663
★ Standard Toilet	464
Elevated Toilet	891
4 Gallon 120 Volt Water Heater	980
6 Gallon 120 Volt Water Heater	1123
20 Gallon 240 Volt Water Heater	980
Pedestal Vanity & Faucet	636
22"x37" Vanity & Faucet	911
★ 22"x25" Vanity & Faucet	707
22"x49" Vanity & Faucet	1386
★ Sink Faucet	283
★ Stainless Steel Twin Sink	320
Stainless Steel Single Sink	264
All Bronze Faucets - Add per Faucet	63
Laundry Washer Box	221
Frost Proof Exterior Faucet	94
Through Roof Bathroom Vent Pipe (5/12 Pitch)	257
★ Cold Waterline Hookup included with Fixture	71
★ Hot Waterline Hookup included with Fixture	71
★ Sink Drain with Trap included with Fixture	107
★ On Demand Eco Smart 27 Water Heater	1041

★ Customer's Favorites

Perma- Chink Exterior Stain (Ultra 2), Perma-Chink Exterior Clear Coat, Interior Clear Coat can all be purchased online at [www.permachink.com](http://www.permachink.com)



Australia



★ Australia



★ Australia



★ Pennsylvania



★ Pennsylvania



★ Pennsylvania



★ Pennsylvania




★ Pennsylvania




★ Pennsylvania



★ Pennsylvania



★ Pennsylvania



★ Pennsylvania



★ Pennsylvania



★ Ohio



★ Ohio







Cottage (5'x8' Porch)				
Standard Features: 16 Rows (88" High) "D" Shaped Logs (Butt & Pass), 2" Treated Tongue & Groove Floor, Steel Entrance Door with Halfglass or Solid Wood Door, 5'x8' Corner Porch with Loft above Porch, 30 Year Shingles or Steel Roof, Stained with Perma-Chink, Delivery within 20 Miles				
	5/12 P			6 Thermopane Windows - Add
		1" Insulation		
Size	Basic	Vinyl Floor	Stained Floor	
10x10	8,437	9,223	9,366	3,214
10x12	9,316	10,259	10,430	
10x14	10,194	11,294	11,494	
10x16	11,073	12,330	12,559	
10x18	12,027	13,441	13,699	
10x20	12,969	14,540	14,826	
10x22	14,180	15,909	16,223	
10x24	15,264	17,150	17,493	
10x26	16,353	18,396	18,767	
10x28	17,437	19,637	20,037	
10x30	18,571	20,929	21,357	
10x32	19,841	22,356	22,813	
10x34	20,967	23,639	24,124	
10x36	22,093	24,921	25,436	
12x14	12,440	13,760	14,000	
12x16	13,863	15,371	15,646	
12x18	15,286	16,983	17,291	
12x20	16,709	18,594	18,937	
12x22	18,320	20,394	20,771	
12x24	19,760	22,023	22,434	
12x26	21,200	23,651	24,097	
12x28	22,640	25,280	25,760	
12x30	24,286	27,114	27,629	
12x32	25,884	28,901	29,450	
12x34	27,336	30,541	31,124	
12x36	28,790	32,184	32,801	

If you will be having your cabin installed on a Platform Prep, Basement, Crawlspcace, or Concrete Pad with Area dropped out - Add

\$1,143



After Order is placed there will be a \$75 per change fee.



# Playhouses



## Pioneer

**Standard Features:** "D" Shaped Logs (Butt & Pass), 2" Treated Tongue & Groove Floor, 1~Dutch Door, 1~Adult Door, 42" Loft with Ladder, 30 Year Shingles or Steel Roof, Stained with Perma-Chink, Delivery within 20 Miles - No Windows -

11 Rows	Size	Basic
	10x8	6,334
	12x8	6,561
	12x10	7,107
	14x10	8,849
	16x10	9,746
	12x12	8,809
	12x14	9,796
14 Rows	12x16	10,720
	12x18	13,544
	12x20	14,520
	12x22	15,629
	12x24	17,010

## Cottage Corner Porch

**Standard Features:** 14 Rows (77" High) "D" Shaped Logs (Butt & Pass), 2" Treated Tongue & Groove Floor, 1~Double Door, 1~Adult Door, Corner Porch, 30 Year Shingles or Steel Roof, Stained with Perma-Chink, Delivery within 20 Miles - No Windows -

Size	Basic
10x12	7,683
10x14	8,484
10x16	9,559
10x18	10,479

## Bachelor

**Standard Features:** "D" Shaped Logs (Butt & Pass), 2" Treated Tongue & Groove Floor, 1~Dutch Door, 1~Adult Door, 42" Loft with Ladder, 30 Year Shingles or Steel Roof, Stained with Perma-Chink, Delivery within 20 Miles - No Windows -


12 Rows	Size	Basic
	6x10	5,030
	6x12	5,314
	8x12	6,193
	8x14	7,099
	10x12	7,339
	10x14	8,154
	10x16	9,186

## Trapper

**Standard Features:** "D" Shaped Logs (Butt & Pass), 2" Treated Tongue & Groove Floor, 1~Dutch Door, 1~Adult Door, 42" Loft with Ladder, 30 Year Shingles or Steel Roof, Stained with Perma-Chink, Delivery within 20 Miles - No Windows -


12 Rows	Size	Basic
	6x8	5,016
	8x8	5,410
	8x10	6,020
	8x12	6,663

Playhouse Options	
Double Door with Keyed Lock	520
★ Interior Gloss Clear Coat - per Sq. Ft.	6
Extra Row of Logs - Per Ft.	9
★ Square Porch Railing - per section	104
★ Per Window	314
Mini Dormers on Pioneer, Bachelor, & Trapper - ea	961
No Stain	-6%
★ Complete Electric with Plastic Plates - ea.	81



After Order is placed there will be a \$75 per change fee.





Outhouse		
Standard Features: "D" Shaped Logs (Butt & Pass), 2" Treated Tongue & Groove Floor, 1~Adult Door, Wooden Cavity (Needs Liner), 30 Year Shingles or Steel Roof, Stained with Perma-Chink, Delivery within 20 Miles		
	Size	Basic
	4x4	3,279
	6x6	4,191



After Order is placed there will be a \$75 per change fee.



Breezewood	
Screened in	
Standard Features: 14 Rows (77" High) "D" Shaped Logs (Butt & Pass), 2" Treated Tongue & Groove Floor, Screened in, 1~Screen Door, 30 Year Shingles or Steel Roof, Stained with Perma-Chink, Delivery within 20 Miles	
Size	Basic
10x12	7,901
10x14	8,631
10x16	9,607
10x18	10,311
10x20	11,284
10x22	12,490
10x24	13,549
12x14	10,573
12x16	11,844
12x18	13,170
12x20	14,399
12x22	15,664
12x24	17,010



Hunter/Breezewood Connector



Camper	
Plexiglass Windows	
Standard Features: 14 Rows (77" High) "D" Shaped Logs (Butt & Pass), 2" Treated Tongue & Groove Floor, 1~Double Door with Plexiglass Windows, 1~Adult Door, 39"x51" Windows, 30 Year Shingles or Steel Roof, Stained with Perma-Chink, Delivery within 20 Miles	
Size	Basic
10x12	9,007
10x14	9,924
10x16	10,841
10x18	11,821
10x20	12,829
10x22	14,111
10x24	15,257
10x26	16,401
12x16	13,537
12x18	14,909
12x20	16,329
12x22	17,780
12x24	19,176
12x26	20,544
12x28	21,986
12x30	23,679
12x32	24,884



